



PARTIO  
scout



# THE HANDBOOK OF A CUB SCOUT



ARTIST



HOBBY CRAFTS



CRAFTS



BUILDING



CHEF



CAMP CHEF



STORIES



PERFORMER



EVENING PROGRAM



EXCURSION



CAMPSKILLS



ATHLETICS



TRAFFIC



I BELIEVE




COMPETITION IN  
SCOUTING SKILLS



TO PLAY



STRONGER TOGETHER



THE WORLD



FIRST AID



MY LOCAL  
NEIGHBOURHOOD



MEDIA



JOURNALIST



SCOUTING TRADITIONS



FUNDRAISING



CANOEIST/KAYAKER



TRAFFIC ON WATER



YACHTSMAN



SEAFARER



PROTECTING  
THE ENVIRONMENT



KNOWLEDGE  
OF NATURE



NATURE MOVER



FIRE



ORIENTEERING



PETS



A PAW OF YOUR OWN  
LOCAL GROUP



# THE HANDBOOK OF A CUB SCOUT



# THE HANDBOOK OF A CUB SCOUT

## EDITORIAL BOARD

Birgitta Edelmann,  
Kaisa Johto, Katja Kirjalainen,  
Sanna Lindfors, Emilia Palomäki,  
Outi Tuutti, Heini Viita, Johanna Jansson

## PUBLISHING EDITOR

Laura Kalervo

## DRAWINGS

Maarit Kauppinen

## PHOTOGRAPHS

Antti Gärding, Kai Koskinen,  
Aleksi Luumi, Marjo Majlund,  
Joel Nykter, Emilia Palomäki, Kalle Rapi, Tuomas  
Sauliala, Johanna Virkkula,  
Jura Nurminen, Jaana Moilanen

LAYOUT: Eeva Helle

## PUBLISHER:

Suomen Partiolaiset  
– Finlands Scouter ry

© Suomen Partiolaiset Finlands Scouter ry

PUBLISHING COMPANY: Oy Partio Scout Ab

5th edition

ISBN 978-951-829-503-0

Grano 2021

The material of the Terrain Database 06/2016  
has been used on the cover and on page 81.



# TABLE OF CONTENTS

For the family of a cub scout ..... 5

## WELCOME TO SCOUTING

**1** Welcome to scouting .... 12

## RELATIONSHIP TO SELF

**2** Artist ..... 16

**3** Hobby crafts ..... 18

**4** Crafts ..... 20

**5** Building ..... 22

**6** Chef ..... 24

**7** Camp chef ..... 26

**8** Stories ..... 28

**9** Performer ..... 30

**10** Evening program ..... 32

**11** Excursion ..... 34

**12** Campskills ..... 36

**13** Athletics ..... 38

**14** Traffic ..... 40

**15** I believe ..... 42

## RELATIONSHIP TO OTHERS

**16** Competition in  
scouting skills ..... 44

**17** To play ..... 46

**18** Stronger together ..... 48

**19** The world ..... 50

**20** First aid ..... 52

## RELATIONSHIP TO SOCIETY

**21** My local  
neighbourhood ..... 54

**22** Media ..... 56

**23** Journalist ..... 58

**24** Scouting traditions ..... 60

**25** Fundraising ..... 62

## RELATIONSHIP TO NATURE

**26** Canoeist / kayaker ..... 64

**27** Traffic on water ..... 66

**28** Yachtsman ..... 68

**29** Seafarer ..... 70

**30** Protecting  
the environment ..... 72

**31** Knowledge of nature ..... 74

**32** Nature mover ..... 76

**33** Fire ..... 78

**34** Orienteering ..... 80

**35** Pets ..... 82

**36** A paw of your own  
local group ..... 84

## TRANSITION

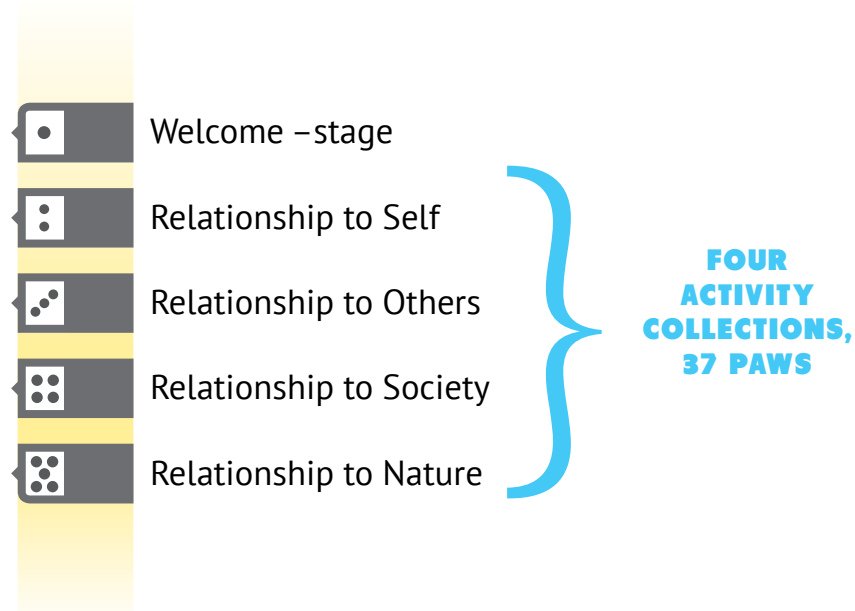
**37** Moving forward  
to adventurers ..... 86



# THE CUB SCOUT PROGRAM

The Cub Scout Program in Finland consists of Pawmarks (Paws) and Steps. There are 37 Paws (=activity collections) to choose from. Each Paw consists of 6–10 Steps (=activities). All Paws have been divided into four (4) different substance sections, that are grounded in Educational Objectives for Cub Scouts. These Educational Objectives have been approved by the Board of The Guides and Scouts of Finland. Every cub scout group completes at least four paws per a calendar year, one from each substance section. Every completed pawmark is a reward badge to the Cub Scouts uniform.

## PAWS



# FOR THE FAMILY OF A CUB SCOUT

## CUB SCOUT PACK - FIRST STEPS ON THE SCOUTING PATH

Your child is about to take their first steps on the Scouting Path. Activity-packed Cub Pack evenings await them, as well as interesting and imaginative trips and camps. At its best, Scouting as a hobby can provide your child with friends, adventure and experiences for a lifetime. Somewhere along the journey the ideology and goals of Scouting will open up to you and your child, and the child will grow up as a responsible, stable, independent and healthy young person both by mind and deeds.

## THERE ARE CUB SCOUTS AND AKELAS IN THE PACK OF CUBS

Cub scouts are the youngest Scouts in the Finnish system of Guiding and Scouting. Cub Scouts are between 7 to 9 years of age. The leader of the Pack, a trained adult, is called Akela. All the Scout leaders are voluntary workers. The Akelas are driven by the will to provide the children with happy, successful experiences. They enjoy encouraging your child to try and achieve things they have never done before, helping the child to reach their own full potential. A pack of cub scouts

will meet weekly. The Pack will also take part in different kinds of weekend camps, trips and scouting competitions. Together these events form the scouting programme, and taking part in these events will help the kid to grow into the goals of the scouting ideology. All the age section goals are introduced in this book. The point of scouting is learning by doing, not by reading and writing. There are also a lot of traditional things in scouting which are not written down, like the left-hand handshake. Kids will learn these things quickly, and the manners will become symbols of togetherness.

## PAWS AND STEPS

Your child will do various activities on their scout path, which are called **steps** in the cub scout program. Six steps form a **paw** – just like in the terrain, as wolf packs follow the same steps, we can only see one paw line. Once a paw is achieved, the cub scout gets a badge to sew on their scout uniform as a sign of new skill learned. The akelas make sure that the program is diverse, fun and interesting for the children. The cub scout age ends with a transition, after which the scouting path continues in the adventurer's age section.

## TRUST

A fully balanced person – the goal of scouting education – grows from a child who values and respects the others and themselves equally. A cub scout works all the time together with other cubs, and that procedure will help them to learn how to acknowledge other people's needs. The guardians will grow along with the kid, too; they'll grow to learn to trust the child and give space to the kid's developing independence. When guardians learn to give independence to the kid, the kid learns how to pack for a weekend trip themselves and how to get help when needed. The guardians will learn to trust that the kid manages on the campsite or elsewhere with other people around. As always in voluntary work, sometimes things don't go as planned. In these cases, feedback from adults to the local scout group helps to improve the work.

## IN THE BACKGROUND

Most local scout groups work with a background community, and for about two-thirds the community is a local congregation. For some, it may be a parents' association, YMCA or YWCA, a local Lions organisation, or another. The background community often provides facilities for activities and possibly some financial support for the local scout group. Guardians of cub scouts also have the opportunity to participate in the activities of the local group. The support provided by the guardians to the local group is important, so your help is welcome! It is easy to find interesting things for everyone to do in the local scout group. You can also join

scouting as an adult, it is open to everyone. It is an independent and politically non-partisan activity. The scout movement is international: there are scouts in almost every country in the world.

## THE ROOTS OF SCOUTING MOVEMENT

The Scouting Movement was established in 1907 by an English gentleman called Robert Baden-Powell; "B-P", as we scouts call him. He gathered about twenty boys from different social backgrounds, and took them camping. The boys worked in small groups, patrols, and their program consisted partly of games and fun, partly of working and learning new skills. B-P's trial camp was a success: the scout movement was born. Scouting and guiding began in Finland in 1910, and the activities were open for both boys and girls from the very beginning.

## FUNDING

Scouting is an affordable hobby. The yearly membership fee gives the payee the right to participate in the activities. The membership fee includes a quarterly *Partio* magazine and a secondary leisure insurance to cover possible damages during a scouting event. The local groups may also collect small membership fees. These funds may be used to purchase the first scout neckerchief and badges. Scouting activities include a lot of outdoor activities, so good rain gear is part of a scout's basic equipment. Excursions can be done in your own regular clothes and rubber boots. However, the smartest school clothes are better

to leave home. If necessary, you should ask your own akela for camping equipment to loan for the first trips.

## MORE INFORMATION

More information about scouting in Finland can be found on the site [www.partio.fi](http://www.partio.fi). The local scout groups inform about their activities on their own websites, by email, or by notes distributed during the weekly meetings. If you have questions about scout-

ing, don't be shy to ask the akela or the local scout group leader. They can give you information about scouting and the happenings in the local group. The interest and encouragement of the home helps the cub scout to be fully involved in the scouting hobby. We akelas do our best to make every cub scout feel comfortable in their pack. You guardians can help us succeed by offering your expertise as well as by asking and giving feedback.

## SMALL DICTIONARY ENGLISH - FINNISH - SWEDISH

Cub Scout Leader	Akela	Akela
Local Meeting Place	Kolo	Kårlokal
Pack	Lauma	Flock
Local Group	Lippukunta (LPK)	Scoutkår, kår
Local Scout Group Leader-	Lippukunnan johtaja (LPKJ)	(KC) Kårchef
Adult Support	Luotsi	Lots
Cub Scout	Sudenpentu	Vargunge
Adventurer	Seikkalija	Äventyrsscout
Tracker	Tarpoja	Spejarscout
Explorer	Samoaaja	Explorerscout
Rover/Ranger	Vaeltaja	Roverscout



## SCOUTING IS A LIFETIME JOURNEY

Scouting offers age-appropriate programs until the age of 22. After three years as a Cub Scout, the child becomes an Adventurer (10–12 year old scouts). Scouts aged 12–15 are called Trackers and the ones aged 15–17 are called Explorers. The oldest age group is called Rovers (18–22 years old). The scout program for each age is based on age-appropriate educational goals. As the child grows, the activities of the scout program become more challenging, but the most important thing about scouting, working happily together, remains throughout the whole scout program.

## SCOUT REGISTER KUKSA

*Kuksa* is a wooden, Finnish old mug but it is also the name of the electronic register where scout members' information is maintained. In *Kuksa* you can register for events, edit contact information, print a membership card and search for open invoices, etc. You can also see the activities the child has done.

In addition to the child's information you must also enter the information of at least one guardian in *Kuksa*. If a guardian has not been added when joining the scouts, the local scout group will do so afterwards. The guardian must have a valid email address where their own guardian membership number will be sent. The guardian can register with *Kuksa* by using the guardian membership number and the email entered in the system. Underage scouts are always enrolled to events using the guardian's ID.

The *Kuksa* scout register can be found at [kuksa.partio.fi](https://kuksa.partio.fi). For more information on how to use the system, contact the local scout groups member registry administrator or the cub scouts own akela.

## SMALL SCOUT GLOSSARY

### AKELA

An adult or a 16-year-old or older explorer/rover that leads the cub scout pack

### KOLO

Kolo, meaning a *hole* or a *den*, is a meeting place for scouts

### PACK

The cub scout group

### LOCAL SCOUT GROUP

The local scout group in the area. In Finnish often shortened LPK from the word *lippukunta*

### LOCAL GROUP LEADER

The chairman for the local scout group. In Finnish often shortened LPKJ from the word *lippukunnanjohtaja*

### LUOTSI

An adult scout, who supports trackers, explorers and rovers

### CUB SCOUT

A 7–9 years old scout

### ADVENTURER

A 10–12 years old scout

### TRACKER

A 12–15 years old scout

### EXPLORER

A 15–17 years old scout

### ROVER

An 18–22 years old scout

### KUKSA

*Kuksa* is the central organisation's membership register program with which you can enrol for the majority of scout events and where the performed activities are listed

### PAW

A paw is a collection of 6–12 activity steps of one theme, for example of first aid or orienting. When a paw is completed you get a fabric badge on your uniforms sleeve

### SISUPARTIO

*Sisupartio* is scouting designed for scouts with sensory impairment and/or other types of physical and mental disabilities




## THIS CUB SCOUT,

has joined the Scouts

/

date

Signature of a guardian



Picture of Cub Scout

Home address

Cub Scout's phone number

Names and phone numbers of guardian(s)

Email addresses of guardian(s)

## MY CUB SCOUT PACK

Name of the pack:

Akela:  
Phone number:  
Email address:

Akela:  
Phone number:  
Email address:

Akela:  
Phone number:  
Email address:

## MY LOCAL SCOUT GROUP

Name of the local scout group:













Address of the meeting place:

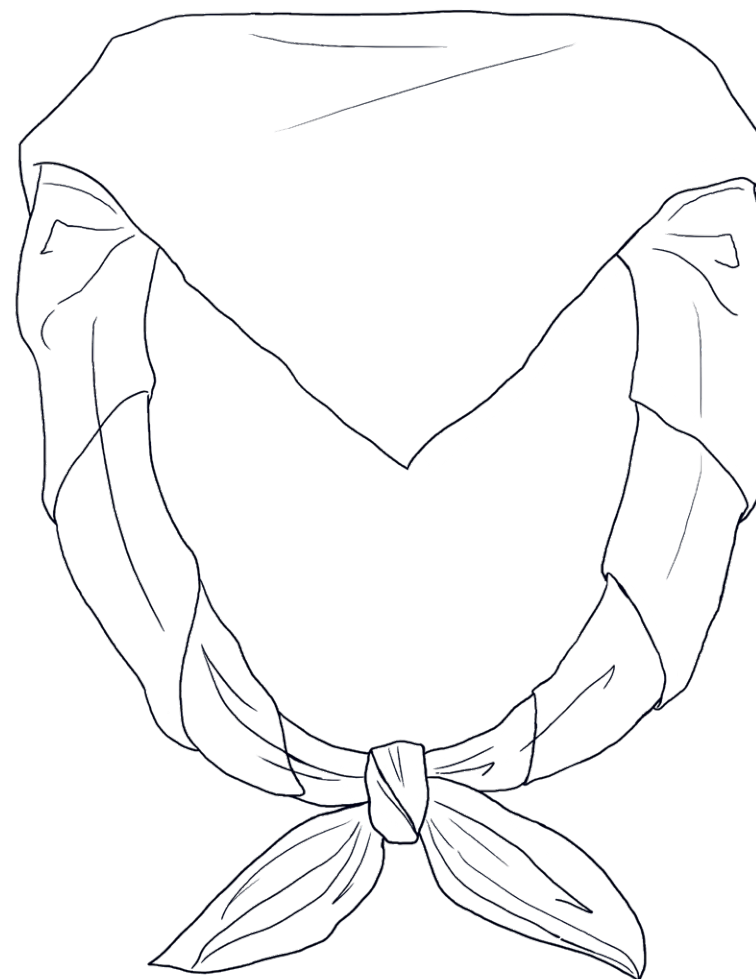

Homepage of the local group:

Local group's leader's name:  
Phone number:  
Email address:



# WELCOME TO SCOUTING

-  I know the names of my Cub Scout Leaders (akelas) and fellow Cub Scouts.
-  We have jointly decided on the name of our pack.
-  I recognise my Scout Group's neckerchief and its badge.
-  I make a badge or a logo for our pack.
-  We create opening and closing ceremonies for our pack meetings.
-  I get to know my Local Scout Group.
-  I learn the Cub Scouts' Law, Promise, Goals, and Salute. I prepare for the Promise Ceremony.
-  We set together rules for our pack.
-  I know the sailor's knot and how to use it in my neckerchief.
-  I learn the details of a cub scout uniform.
-  I join a game that helps build team spirit in our pack.
-  I know how to move safely around the meeting place.



1

WELCOME TO SCOUTING

Akela's signature

date

# SCOUT PROMISE, IDEALS AND MOTTO

## Cub Scout Promise



I promise to do my best to live for the good of my country and the world, to develop in my spiritual beliefs and worldview and fulfil the ideals of the cub scouts every day.

## Cub Scout Ideals

- > To respect others
- > To love nature and protect the environment

## Scout Motto

Be prepared.











A cub scout can use a dark blue college or tricot shirt according to the local scout groups instruction. Your Akela guides you in using the scout uniform and badges.





## ARTIST

-  I create a painting.
-  I draw a comic strip.
-  I mold clay.
-  I create with plaster.
-  I create with papier-mâché.
-  I try photography.
-  I visit an art museum.
-  I try textile printing.









Draw your own scout cartoon.

Akela's signature

date

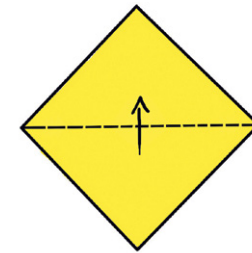


## HOBBY CRAFTS

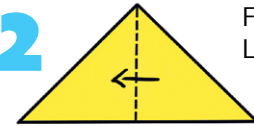
-  I make an attendance scoreboard.
-  I make decorations.
-  We use recycled materials in a craft.
-  I make a card or a present for a friend.
-  I try origami.
-  I try felting.
-  I make a finger puppet.
-  I make a candle.



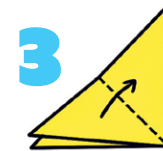
**1**  
FOLD  
UP




**2**  
FOLD  
LEFT



**3**  
FOLD  
THE WING UP



**4**  
TURN AROUND



**5**  
FOLD OTHER  
WING UP



**6**  
ROTATE  
45 DEGREES



**7**  
FOLD LEFT  
INTO CENTRE  
FOR TAIL,  
AND RIGHT  
INTO CENTER  
FOR REST



**8**  
PULL APART  
THE SIDES



**9**  
FOLD DOWN  
IN THE MIDDLE  
FOR THE NOSE - READY!













Akela's signature

date

## CRAFTS

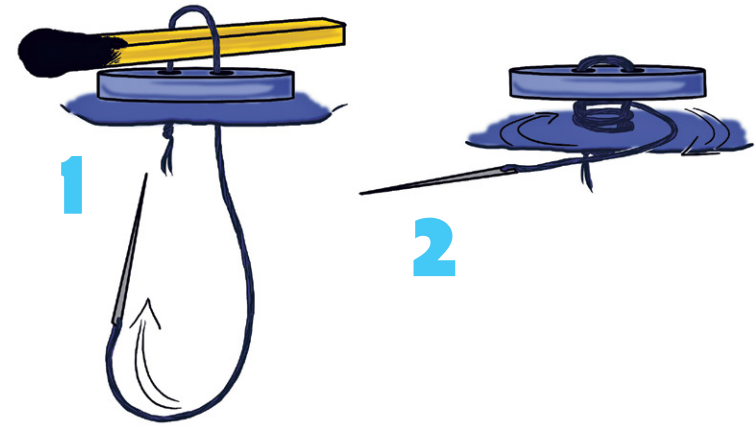


-  I turn an old item into something new.
-  I sew a button or a badge on my uniform.
-  I use natural materials to make something.
-  I make a mirror.
-  I make a leather belt.
-  I learn to crochet.
-  I make an item with moving parts.
-  I fix a broken item with tools  
I can find at home.
-  I make a wooden utility article.
-  I make jewellery.

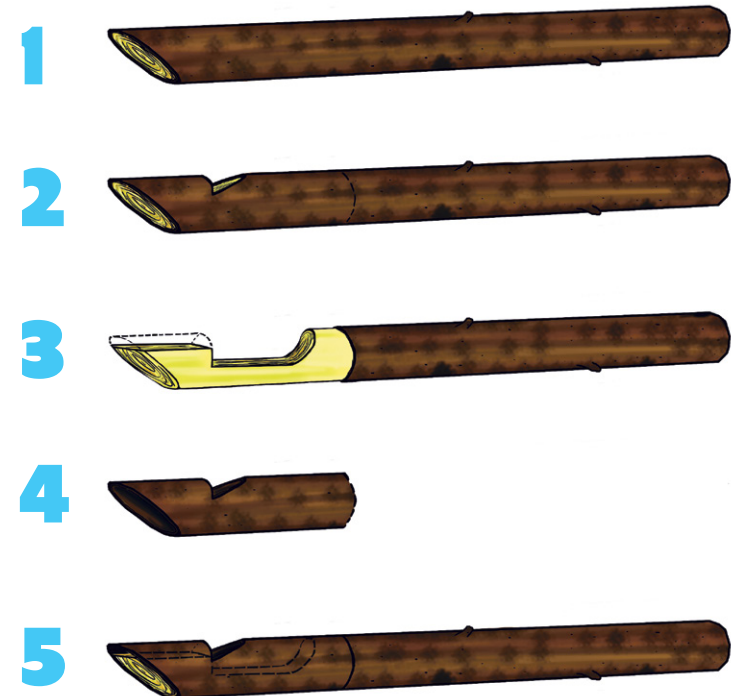
Akela's signature

date

### Sewing a Button



### Making a Willow Whistle













# 5



## BUILDING

-  I know the most common woodworking tools and how to use them.
-  I know how to use a knife safely.
-  I use a screwdriver and a hammer.
-  I use a hand saw.
-  I drill holes.
-  I paint or varnish.
-  I build a utility article.
-  I clean up after working and know how to store tools.

Fill the crossword using the pictures as hints.










The correct answers can be found on the last page of the book.

Akela's signature


date



## CHEF

-  I understand the importance of tidiness.
-  I prepare delicious sandwiches and eat them.
-  I know how to set the table and how to behave at the table.
-  The cub scout has prepared a \_\_\_\_\_ for the family \_\_\_\_\_ . .20  
\_\_\_\_\_  
(date and guardian's signature)
-  I prepare a meal with my pack and we eat it.
-  I familiarize myself with measures and tools used in cooking.
-  I bake with my pack.
-  I learn to plan a meal according to the plate model.
-  I get to know indigenous vegetables.

## Table setting instructions



## Identify the root vegetables

roarcte

edesw

inrupt

topota

tootreeb

asiprnp










elyrec

Akela's signature

date



## CAMP CHEF

-  I learn how to wash my hands and dishes in camp conditions.
-  I plan a good menu for a field trip with my pack.
-  I learn to use a camp cooker.
-  We take care of the trash from our trip.
-  I cook with nature's ingredients.
-  I prepare a shopping list with my pack and we shop for groceries.
-  I cook over open fire.
-  I sew a bag for my mess kit.
-  I learn mealtime songs and calls with my pack.

Food cries:

**“HERE WE GET GOOD FOOD,  
HELPS US STAY IN GOOD MOOD! THANKS!”**

**“FUNNY COOKERS’ FOOD,  
WAS EXTRA GOOD!”**

Your own food call:











Akela's signature

date





## STORIES

-  I write my own scout story.
-  I illustrate a story.
-  I tell my parents about scouting.
-  I listen to a serial story with my pack.
-  I tell a story or jokes.
-  I get to know a spiritual story.
-  I act out a story.
-  I listen to tales from different countries.

**COME UP WITH 26 ADJECTIVES** (answers the question “what kind”, “how many”, etc.) and write them down on a piece of paper. Then place them in the blank fields of the story. Read the story aloud at the pack’s meeting.










Once upon a time there was a \_\_\_\_\_ Cub Scout pack, which name was \_\_\_\_\_ Wolf. \_\_\_\_\_ Wolf liked very much going out on \_\_\_\_\_ trips in the \_\_\_\_\_ forest. In the forest they studied \_\_\_\_\_ plants and tracks of \_\_\_\_\_ animals. During one \_\_\_\_\_ trip the \_\_\_\_\_ pack saw a \_\_\_\_\_ rabbit’s \_\_\_\_\_ tracks. They decided to follow the tracks. The tracks led them to a \_\_\_\_\_ cave. In the cave shimmered a \_\_\_\_\_ light. The Wolfs hesitated. The \_\_\_\_\_ Akela went first into the \_\_\_\_\_ cave. The \_\_\_\_\_ Cub Scouts hesitated a moment, but then finally dared to sneak in after their \_\_\_\_\_ Akela. In the \_\_\_\_\_ cave the \_\_\_\_\_ Akela pointed out for the \_\_\_\_\_ Cub Scouts a \_\_\_\_\_ place where someone had been digging into the ground. The Cub Scouts took a \_\_\_\_\_ shovel and dug out a \_\_\_\_\_ box from the \_\_\_\_\_ ground. What was in the \_\_\_\_\_ box? Continue the \_\_\_\_\_ story!

Akela’s signature

date



## PERFORMER

-  I know how to perform well in front of an audience.
-  I practice expressing myself without words.
-  I prepare a performance with my pack.
-  I perform in a Local Scout Group event.
-  I perform scout songs.
-  I build an instrument and use it to accompany a performance with my pack.
-  I read a script for a play and write one with my pack.
-  I practice theatre make-up.
-  I visit a theatre with my pack.

Akela's signature

date

## Scout Songs

### THE ANT'S MARCHING SONG

The ants go marching one by one, Hurrah!! Hurrah!!  
The ants go marching one by one, Hurrah!! Hurrah!!  
The ants go marching one by one,  
The little one stopped to suck his thumb,  
And they all go marching down, around, and up-side down.

*Continue in successive rounds:*

Two by two/Tie his shoe  
Three by three/Take a pee  
Four by four/Slam the door  
Five by five/Take a dive  
Six by six/Pick Up sticks  
Seven by seven/At a 7-11

### UU ONNI KONNI SAA

Uu onni konni saa uu onni.  
Uu onni konni saa uu onni.  
Vaa vaa vaa, pikka daijaijaa,  
aa vaa vaa vaa,  
pikka daijaijaa.  
Aa uuvi, uuvi, uuvi pikit sim.

*(Composed and lyrics: traditional.)*

### CUB SCOUTS WHISTLE WHILE THEY WORK

Cub Scouts whistle while they work!  
*Whistle*

They pitch right in, and laugh, and grin,  
And whistle while they work.

Cub Scouts hum a merry tune!  
*Hum*

They hum all day at work and play,  
They hum a merry tune.  
Before they join the Scouts,  
They have to know the rule,  
Of being courteous and kind  
In both their home and school.









Cub Scouts whistle while they work!  
*Whistle*  
They do their bit, they never quit,  
Cub Scouts whistle while they work.

*Tune: Whistle While You Work  
submitted by Russell K Green*





## ILTAOHJELMA

-  I come up with my own call for the evening fire.
-  I take part in lighting up the evening fire.
-  I plan and host a program with my pack for quieting down for the evening.
-  I make a story with my pack for quieting down for the evening.
-  I make a puppet show.
-  I know what kind of competitions are fun and I host one as a part of an evening program.
-  I arrange an evening program for parents with my pack.
-  I rewrite the lyrics of a song.

Akela's signature

date









Write your own scout calls in the speech bubbles.







## EXCURSION

-  I can take care of my hygiene during an excursion.
-  I can dress appropriately for an excursion.
-  I know what to pack for a one day excursion.
-  I participate in an overnight excursion.
-  I participate in putting up a shelter.
-  I plan an excursion with my pack.
-  I learn to use a portable stove.
-  I make myself a healthy packed lunch.

Akela's signature

date

### On an overnight excursion you'll need at least these equipment:











- › Neckerchief and Scout Uniform
- › Hat, beanie or cap
- › Sleeping bag and pad
- › Flashlight and extra batteries
- › Warm nightgown
- › Mess kit in a cloth bag (fork, knife, spoon, plate and mug)
- › Soft toy
- › Warm clothes
- › Change of clothes
- › Boots, raincoat and -trousers
- › This book
- › Towel and toiletries
- › Personal medicine





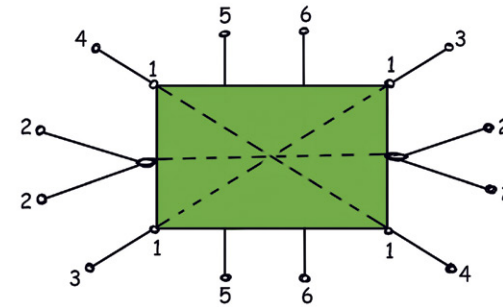


## CAMPSKILLS

-  I participate in putting up a tent.
-  I spend the night in a tent in the forest.
-  I know how to pack my camp equipment.
-  I know how to act when the flag is hoisted.
-  I participate in building a camp construction.
-  I take care of my eating during camp.
-  I know how to use the toilet during camp.
-  I try a tent sauna and wash myself during camp.
-  I know how to dry my wet clothes.
-  I sleep in a heated tent.

### How to set up a Niger tent:

In the picture you can see how to set up a ridge tent, also known as a Niger tent.



**1** Close the tent doorways and spread the tent on the ground.

**2** Place the tent pegs, i.e. the end supports, and lift the tent upright.



**3** Attach the end ropes to the ground. Attach the corner ropes.



**4** Attach the side ropes.

Do not touch the roof of the tent to prevent water from seeping through the fabric.












Akela's signature

date



## ATHLETICS

-  I build an obstacle course with my pack and go through it together.
-  I skate, ski or sledge with my pack.
-  I keep an athletics diary for one week.
-  I get to know a new sport with my pack.
-  I invent a quick exercise with my pack and use it during our meetings.
-  I swim.
-  I play outside with my pack.
-  I go see a local team's game.
-  I learn about a disability sport.

## EXERCISE DIARY:

What did you do and with whom?

MONDAY

TUESDAY

WEDNESDAY

THURSDAY

FRIDAY

WEEKEND










Akela's signature

date

13

ATHLETICS

# TRAFFIC

-  I learn how to move safely near the meeting place.
-  I know the traffic rules that apply for walkers and bikers.
-  I understand the importance of using a bike helmet.
-  I use reflectors and understand why they are important.
-  I arrange a safe evening bike with my pack.
-  I travel to the meeting place and with my pack by public transport.
-  I maintain my bike.
-  I participate in a bike or walk excursion in a city.
-  I learn about the work of a police officer or a professional driver.

Akela's signature

date




Colour the traffic signs with correct colours and name them.



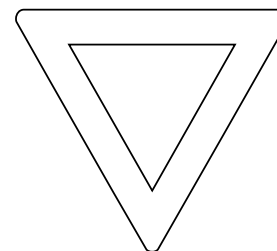
-----

-----




-----

-----



-----

-----



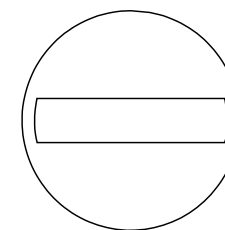
-----

-----



-----

-----














-----

-----



## I BELIEVE

-  I reflect with my pack on right and wrong.
-  I do a good deed daily.
-  I participate in planning and performing a vesper with my pack.
-  I get to know the local church.
-  I study a biblical tale.
-  I think of different ways to give thanks for food with my pack.
-  I get to know the most important events in the ecclesiastical year.
-  I learn two spiritual songs.
-  I make an object that is used in my pack's vespers.
-  I get to know the meeting place with new eyes.
-  Your own important thing.

Akela's signature

date

Write in the calendar which holidays are important to you.  
You can also enter your friends' birthdays, for example.

JANUARY	FEBRUARY	MARCH
APRIL	MAY	JUNE
JULY	AUGUST	SEPTEMBER
OCTOBER	NOVEMBER	DECEMBER









15

I BELIEVE





## COMPETITION IN SCOUTING SKILLS

-  I study an invitation to a Scouting Competition with my pack and know how to behave during the competitions.
-  I make a list with my pack of the equipment needed for the competition.
-  I participate in a Scouting Competition.
-  I go through my competition experiences with my pack.
-  We reflect on the tasks of the competition.
-  I update my orienteering skills.
-  We organise a competition or a task for another pack.
-  I make a competition outfit together with my pack.

Akela's signature









date



**THE WOLF PACK  
REPORTS FOR  
CONTROL POINT  
NUMBER ONE,  
AND WE ARE READY  
TO COMPLETE THE  
GIVEN TASKS.**



## TO PLAY

-  I teach my pack how to play a new game.
-  I invent a new game.
-  I participate in a terrain game.
-  I play a game from another country.
-  I make a game.
-  I play a traditional finnish game.
-  I play in the dark.
-  I play a game of wits

Akela's signature

date

## Instructions for your own game

---

---

---

---

---

---

---

---

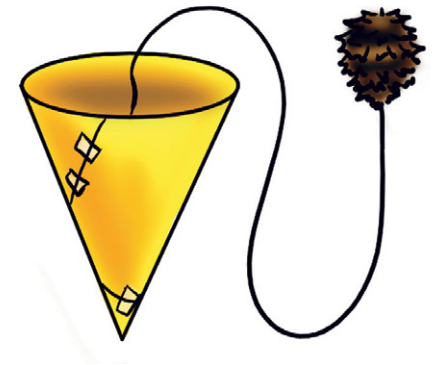
---

---

### String ball game










**You need:** a sheet of paper, a pine cone, a piece of string, tape, scissors.

Roll up the paper into a paper cone and tape it together. Cut the edge of the paper cone evenly. Tie one end of the string to the pine cone and tape the other end to the edge of the paper cone. Try to get the pine cone into the paper cone by swinging it. The longer string you have, the harder the game.





# STRONGER TOGETHER

-  I get to know another pack.
-  I do the common dishes on a camp or an excursion.
-  I will do the agreed chores at home for one week.
-  I participate in communal work
-  I work together with disabled scouts.
-  I discuss bullying with my pack and find ways to end it.
-  I participate in fundraising.
-  I reflect on the meaning of thanking and helping.
-  I participate in a development cooperation project.

Akela's signature

date

CHORE CARD


Task	Guardian's signature












## THE WORLD

-  I understand that people are different but of equal worth.
-  I taste flavours from other cultures with my pack.
-  I explore music from different parts of the world with my pack.
-  I arrange an international evening with my pack for another pack.
-  We arrange a traditional foreign party.
-  I make a picture collage or a drama with my pack about children that live in another country.
-  I make a subject that belongs to another culture.
-  I get to know an immigrant that lives in Finland.

Akela's signature

date

## PLAYS FROM DIFFERENT COUNTRIES

### Panther play from Senegal

One of the players is chosen as a panther who settles in the middle of their nest in the circle. Other players are given two separate ribbons as tails. At the sound of the whistle, the panther sets out to prey on the tails of other players. When the panther catches the fugitive, the fugitive has to give up one of their tails. When a player has lost both tails, they also become a predatory panther. The last keeper of their tail is the panther in the next play.

### Monkey message from Benin

The monkeys had a feast in a large tree growing by the river. The festive food was peanuts. However, the nearest peanut spot was so far away that collecting festive food would go faster for the monkeys if they worked as a chain. However, the hands could not be used by the monkeys to move the nuts, as both hands were needed for climbing from tree to tree. The monkey families had a race with each other to see which family was the fastest, because the family that comes first gets the best place from the branches of the festive tree.

#### EQUIPMENT FOR THE MESSAGE PLAY:

Peas or peanuts, a straw for each player, a small dish (e.g. a plate) for each.











The first player has peas in front of them on a dish (about 5 pieces), which they move to the dish of the second player with the help of the straw and the second player moves the peas on to the third player's dish, etc. The team that has gotten all their peas one by one through the chain to the last player's dish is the winner.







## FIRST AID

-  I know how to treat small wounds and scratches.
-  I know how to stop a nosebleed.
-  I recognise a threat or danger and know how to deal with it.
-  I know how to find help.
-  I familiarise myself with the first aid kit.
-  I know how to treat a sprained ankle.
-  I know what to do if someone has fainted.
-  I can help with a snake bite or a wasp sting.
-  I know how to treat small frost bites.
-  I know how to treat small burns.

Akela's signature

date

## How to make an emergency call

- 1** Make the emergency call yourself if you can.
- 2** Explain what has happened.
- 3** Tell the exact address and municipality.
- 4** Answer the questions asked from you.
- 5** Follow the instructions.
- 6** Do not end the call before you are told to do so.

Guide the helpers to the scene. Call again if the situation changes. If the emergency center is momentarily busy - do not hang up!



## Stopping nosebleeds



The patient sits leaning forward so that the blood does not flow into the throat.



Blow the nose so it's emptied of coagulated blood. Squeeze the bleeding nostril for five minutes.











Place an ice pack on the neck or on the forehead.



If the blood flow has not stopped in five minutes, blow the nose again and push a cotton ball into the bleeding nostril and press again, this time for 15 minutes. If the blood flow has not stopped after that, visit a doctor.



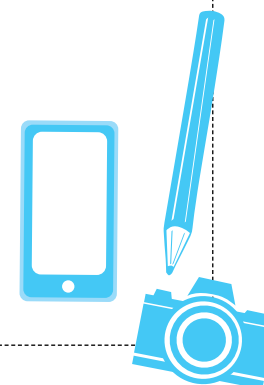
## MY LOCAL NEIGHBOURHOOD

-  I know the name of the municipality I live in, and locate it on the map.
-  I know which are my home town's emblem fauna, flora and stone.
-  I recognise the coat of arms of my home town.
-  I get to know an interesting location of my home town.
-  I visit another local group in my home town.
-  I visit the city or town hall with my pack.
-  I visit an event arranged by our town with our pack.
-  I visit in a historically important place in our home town.

Akela's signature


date


Draw or take a picture of a sight or interesting place in your hometown.








## MEDIA


 I know how to use the internet safely.


 I learn how to find the right information on the internet.


 I become familiar with internet pages that include scout material with my pack.

 I learn about radio and tv communication.

 I study different platforms of instant messaging.

 I explore network services that are offered for cub scouts.

 I use email.

 I compare adverts and discuss their contents.

### Web rules:

1

2

3

4

5













Akela's signature

date



## JOURNALIST

-  I get to know magazines published by different local scout groups, my scouting district and *Partio* published by the Guides and Scouts of Finland together with my pack.
-  I edit news with my pack.
-  We create a magazine or newspaper for our pack.
-  I understand the importance of headlining.
-  I create a story for the media of our local scout group with my pack.
-  I get to know different kinds of magazines and newspapers together with my pack. We discuss their differences.
-  I visit a local editorial office or printing house.
-  I write in my pack's diary, logbook or blog.
-  I make a survey or an interview.
-  I practice using a camera.

### Write scout news

TITLE \_\_\_\_\_  
 \_\_\_\_\_

DRAW A PICTURE OF THE NEWS

WHAT HAPPENED? WHERE AND WHEN?

\_\_\_\_\_

\_\_\_\_\_

\_\_\_\_\_

\_\_\_\_\_

\_\_\_\_\_

\_\_\_\_\_

\_\_\_\_\_

\_\_\_\_\_

\_\_\_\_\_









Akela's signature

date



## SCOUTING TRADITIONS



-  I get to know the most common scouting customs.
-  I get to know Kim's story and play Kim's games with my pack.
-  I familiarize myself with scout uniforms and learn to recognize the cub scout badges.
-  I get to know St George's legend and the story of B-P.
-  I participate in a traditional ceremony or event of my local scout group.
-  I familiarize myself with scouting in earlier times.
-  I know what the World Thinking Day is and participate in a Thinking Day event.
-  I familiarize myself with scouting customs in other countries together with my pack.

Akela's signature

date

### FRIENDS IN MANY COUNTRIES

Lord Baden-Powell, known to scouts as B-P, founded scouting in the UK in 1907. In Finland scouting started in 1910.



### WORLD THINKING DAY









February 22nd is the shared birthday of B-P and his wife, Lady Olave. It is celebrated by all the scouts in the world. In our packs and Local Scout Groups we gather to think about other scouts in the world and collect Thinking Day Euros to help scouts in poor countries.

### ST GEORGE'S DAY

On April 23rd we remember the brave soldier, Saint Georgios, more familiar to us as St. George. He was a man who was not afraid to profess Christianity, even though he was sentenced to death by the emperor for it. In his courage he is an example to us scouts. During this week we celebrate Scout week, and all scouts wear their neckerchiefs and scout shirts to school.



## FUNDRAISING

-  I participate in a fundraising campaign for my Scout Group. \_\_\_\_\_
-  I practice handling money. \_\_\_\_\_
-  I make an advertisement. \_\_\_\_\_
-  We discuss what our pack could do with the money we raise. \_\_\_\_\_
-  We discuss possible ways to get money for the pack's activities. \_\_\_\_\_
-  I participate in selling Scout Advent calendars. \_\_\_\_\_
-  I get to know the product we are going to sell. \_\_\_\_\_
-  We practice for a sales situation. \_\_\_\_\_

Akela's signature

date

## Practising a sales situation

Practice with your pair by taking the roles of a seller and a customer in turns. The seller reads the red lines, the customer the blue ones. Each chooses a line that fits the situation. Which reply works best in each situation? What kind of situations can you come across? Invent more lines. What might the customer ask? How to respond?

SELLER

Would you like to support scouting and buy a \_\_\_\_\_?

It's \_\_\_\_\_ Euro.

Here's \_\_\_\_\_ Euro back. There you go. Goodbye!

Our Scout Group is going to \_\_\_\_\_

CUSTOMER

I'd be happy to. Here's \_\_\_\_\_ Euro.

I don't have any cash.

How much is it?

What are you going to do with the money?

That's quite expensive.









I'm in a hurry.

There's an ATM around the corner.






## CANOEIST / KAYAKER

-  I know how to put on a life jacket.
-  I know how to behave in a canoe or kayak.
-  I know how to get into and out of a canoe or kayak.
-  I know how to paddle and come ashore with a canoe or kayak.
-  I familiarize myself with a canoe and a kayak, and know the difference.
-  I make a fishing rod and fish with it.
-  I familiarize myself with Everyone's rights of water activities together with my pack.
-  I study life on a shore or in the water.

Akela's signature

date











### SWIMMING RULES ON CAMP

- › I ask an adult for permission to go swimming.
- › I always swim with a pair.
- › I always swim parallel to the shore.
- › I know where I jump.
- › I don't cry for help needlessly.
- › I don't splash water on others.





## TRAFFIC ON WATER

-  I know how to put on a life jacket.
-  I know how to behave on a boat.
-  I know some parts of a sailing boat.
-  I know how to tie a clove hitch.
-  I try floating with a life jacket on.
-  I know the most common navigation signs.
-  I practice throwing a lifeline.
-  I know how to tie a figure-of-eight knot.

Akela's signature

date



RUDDER

DINGHY

CANOE

KAYAK

MAST

HEADSAIL

MOTORBOAT









SAILBOAT

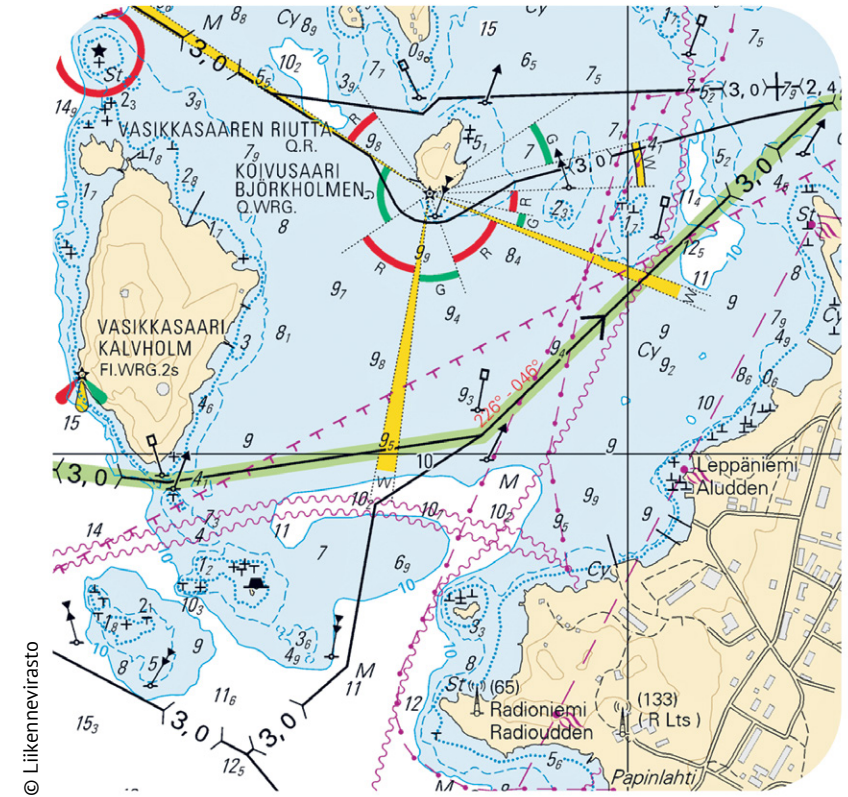
BOOM



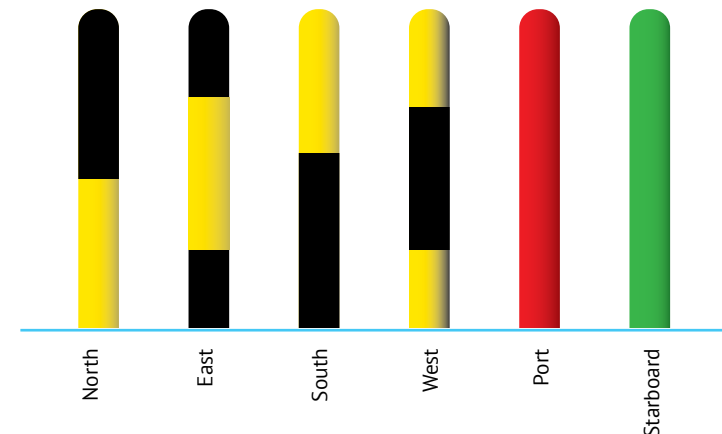


## YACHTSMAN

-  I track my route on a navigational chart with the help of a navigator.
-  I know the most common navigational chart symbols.
-  I try swimming with a life jacket on.
-  I participate in an evening sailing trip.
-  I know how to coil up a rope.
-  I practice rowing.
-  I know what to pack for a sailing trip.
-  I recognize some of the most common boat types.



### Maritime buoyage system











Akela's signature

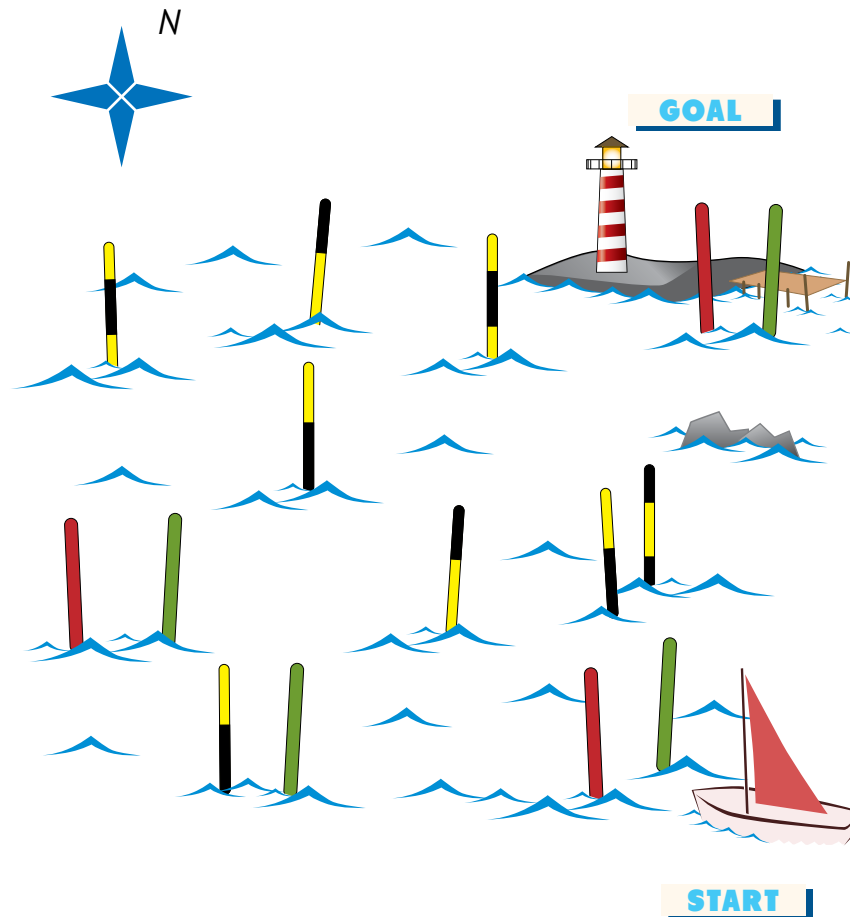
date



## SEAFARER

-  I practice steering a vessel.
-  I know where the safety equipment is stored on a sailing boat.
-  I can spot the equivalent of a navigational chart symbol in real life.
-  I know what to do if I fall overboard.
-  I familiarize myself with the logbook.
-  I know how to use the toilet on a sailing boat.
-  I participate in clearing the boat after coming ashore.
-  I familiarize myself with the kitchen on a boat.

### Navigate the dinghy to the destination








Akela's signature

date



## PROTECTING THE ENVIRONMENT



-  I pick up a piece of rubbish every day.
-  I find ways to conserve energy together with my pack.
-  I study how rubbish is decomposed and how pollution affects the environment together with my pack.
-  I sort garbage with my pack and get to know how a compost works.
-  I organise a toy swapping day with my pack.
-  I visit a flea market with my pack.
-  I visit a landfill, a recycling centre or sewage treatment plant with my pack.
-  I plant a tree or other plant with my pack and follow its growth.

Akela's signature

date

**Where should the rubbish go?  
Sort the waste.**

## PAPER

## METAL

## CARDBOARD

## BIOWASTE



## GLASS










## MIXED WASTE

## HAZARDOUS WASTE

## FLEA MARKET



## KNOWLEDGE OF NATURE

-  I know four animals that live in my home region.
-  I know four plants that grow in my home region.
-  I know four birds that live in my home region.
-  I know four mushrooms that grow in my home region.
-  I know four insects that live in my home region.
-  I make a nature folder for myself.
-  I make weather observations for a week.
-  I keep a season diary in two different seasons.
-  Together with my pack, I familiarize myself with how nature and animals adapt to winter.

Akela's signature

date



Mostly cloudy



Snowfall



Partly cloudy



Rain



Sunny



Showers

Draw the week's weather observations here

**MONDAY**

**TUESDAY**

**WEDNESDAY**

**THURSDAY**

**FRIDAY**

**SATURDAY**









**SUNDAY**







## NATURE MOVER

-  I can protect myself from the forces of nature.
-  We go on a sensory trip with my pack.
-  I know the signs of weak ice and practice ice rescue.
-  I get to know everyone's rights. I know what I can and can't do in nature.
-  I go angling or ice fishing.
-  I determine north using nature's signs.
-  I recognize the constellations of The Plough (Otava), Orion and Cassiopeia.
-  We do a mushroom or berry trip with my pack.

## EVERYONE'S RIGHTS

### ALLOWED

- Moving in terrain on foot, by bike and on skis.
- Swimming and moving in the water and on the ice.
- Staying and camping for a short time, for example one night.
- Angling and ice fishing.
- Travelling by boat, anchoring and coming ashore for a short time.
- Picking flowers, mushrooms and natural berries.

The above should not however be done in the close proximity of private yards, make noise, damage fields or plantations, or disturb people or wildlife.

### FORBIDDEN









- Felling and damaging trees, tearing moss and sprigs (woody plants).
- Harassing of birds and other animals.
- Littering.
- Driving an ATV, moped or other motor vehicle.
- Long-term camping without permission and disturbing domestic peace by making noise.
- Making a fire outside a campfire site without the permission of the landowner.
- Making a fire during a forest fire alert.

Akela's signature

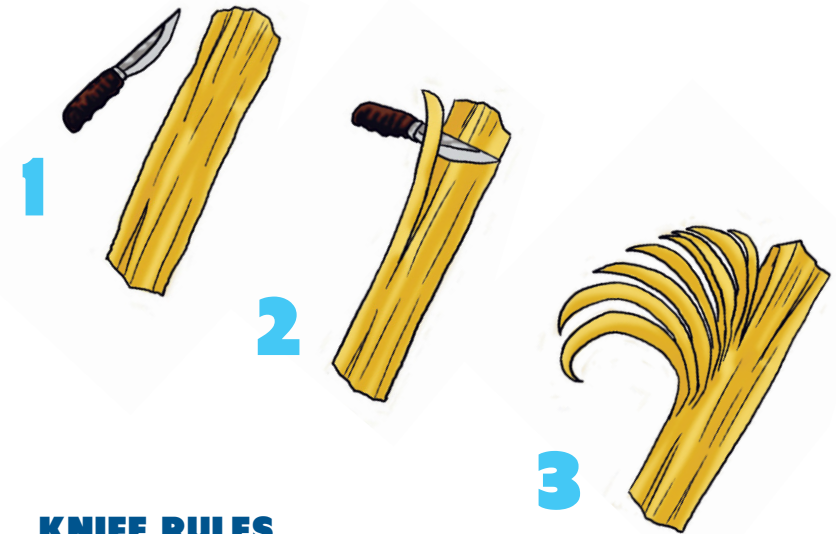
date



## FIRE

-  I learn how to safely light a fire.
-  I know how to pick a safe place for a fire.
-  I participate in starting a fire and keeping it burning.
-  I prepare food over the fire.
-  I learn the proper, safe way to put out a fire.
-  I learn what the fire needs to ignite and burn properly.
-  I learn how different types of cloth burn.
-  I carve sticks for kindle.

## How to make feather sticks



## KNIFE RULES

- › I only carve in the company of an adult.
- › I always carve away from myself.
- › I keep at least a one metre distance to others.
- › I put the knife in the sheath when I walk or take a break.
- › I never run with a knife, even if it is in its sheath.
- › I keep the knife out of the reach of younger children.



33

FIRE









Akela's signature

date





## ORIENTEERING

-  I learn what a map is and how to read a simple map.
-  I draw a map of the meeting place or nearby areas and arrange a treasure hunt for a friend.
-  I recognise ten map symbols.
-  I orienteer with the guidance of a leader.
-  I learn the cardinal and half-cardinal compass points.
-  I familiarise myself with a compass.
-  I recognise landmarks and participate in tracking.
-  I know what to do if lost.

Akela's signature


date

## Map colors and symbols

A base map uses different colors and symbols to tell us information about the terrain.



**GREEN:**  
trees, shrubs and  
terrain that slows  
us down.



**GRAY:**  
open rocks  
and cliffs.



**YELLOW:**  
fields, meadows,  
felling.



**BLUE:**  
lakes, swamps, rivers, ditches,  
springs and other waters.




**BLACK:**  
roads, buildings,  
paths, etc.










**BROWN:**  
sand, asphalt,  
elevation curves.

## Points of Compass





## PETS

-  I learn how to take care of pets.
-  I make an instruction of how to take care of a pet and introduce it to my pack.
-  I get familiar with the usual pets in my country.
-  I know what animal allergies mean and I know how to pay attention to those.
-  I learn about animal protection and know how to participate in it.
-  I make a feeding spot for the birds for the winter and learn how to keep it clean.
-  I learn about exotic animals.

Akela's signature

date



## BIRDS' WINTER FEEDING

- Feeding begins when the ground freezes or it snows.
- Feeding will continue throughout the winter.
- The feeding area is kept clean.
- Birds must not be offered spoiled or too salty food.
- Be sure to wash your hands after adding food.





## A PAW OF YOUR OWN LOCAL GROUP

The local group, district, or central organisation determines the activities of this paw.









Akela's signature

date



## MOVING FORWARD TO ADVENTURERS

-  I get to know the Adventurer Scout Program.
-  I study the Adventurer book *Reppu*.
-  I get to know the Adventurer badges and other age specific symbols.
-  I participate in a moving forward event.
-  I get to know my new leaders called Sampos.
-  I create my own Scouting path so far.

Akela's signature

date




## REMEMBER YOUR CUB SCOUT TIME AND WRITE:

THE BEST


	CAMP FOOD
	NIGHT IN TENT
	TRIP IN FOREST
	MEETING
	FOOD MADE ON OPEN FIRE
	FUNNIEST MISHAP
	LEARNED SKILL
	COMPLETED PAW
	SCOUTING COMPETITION

DRAW OR ATTACH A PICTURE OF YOUR BEST SCOUT MEMORY.



TRIPS

1



4

5


6

2

3


TRIPS

7




Handwriting practice lines for section 7, consisting of ten horizontal dashed lines.

8



Handwriting practice lines for section 8, consisting of ten horizontal dashed lines.

9



Handwriting practice lines for section 9, consisting of ten horizontal dashed lines.





# CAMPS

1



-----

-----

-----

-----

-----


-----

-----

-----

-----

2



-----

-----

-----


-----

-----

-----

-----

3



-----

-----

-----

-----

-----


-----

-----



# EVENTS AND COMPETITIONS


1



Handwriting practice lines (dashed lines) on a yellow background.

2

Handwriting practice lines (dashed lines) on a white background.



3


Handwriting practice lines (dashed lines) on a yellow background.

4

Handwriting practice lines (dashed lines) on a white background.



5



Handwriting practice lines (dashed lines) on a yellow background.





Handwriting practice lines on page 96, consisting of multiple horizontal dashed lines for writing.

Handwriting practice lines on page 97, consisting of multiple horizontal dashed lines for writing.





Handwriting practice lines on page 98, consisting of multiple sets of three horizontal dashed lines.

Handwriting practice lines on page 99, consisting of multiple sets of three horizontal dashed lines.







Handwriting practice lines consisting of eight sets of horizontal dashed lines, each set intended for a single line of text.

The solution for  
the crossword puzzle  
on page 23:

- 1 SAW
- 2 BRACE COACH SCREW
- 3 HAMMER
- 4 FILE
- 5 SCREW
- 6 SANDPAPER
- 7 PLIERS
- 8 BILLHOOK
- 9 SHOVEL
- 10 KNIFE
- 11 BRUSH



# THE HANDBOOK OF A CUB SCOUT

This Handbook of a Cub Scout is  
Your guide on your scout path.

By following the paw marks  
you get to venture into the  
woods, smell the scent of smoke  
by the campfire and sleep in a  
sleeping bag.

In this book you can find many  
things to do for evenings at the  
meeting place, for excursions,  
camps, and at home.